



Six Nations Jr B Rebels Lacrosse Association


All-Time Regular Season Records

Games Played (1996 to 2011)



	(268 Players) * Bolded 32 NLL Players	GP	G	A	Pts	PIM	Pts/G	PIM/G
1	James Johnson (96, 97, 98, 99, 00, 01)	103	51	116	167	97	1.62	0.94
2	Dion Jonathan (99, 00, 01, 02, 03)	92	57	76	133	115	1.45	1.25
3	Jason Johns (05, 06, 07, 08, 09, 10)	89	11	41	52	113	0.58	1.27
4	Ryan McNaughton (G) (99, 00, 01, 02, 03, 04)	83	0	47	47	0	0.57	0.00
5	Jeremy Johns (05, 06, 07, 08, 09, 10)	82	76	99	175	25	2.13	0.30
6	Darcy Powless (96, 97, 98, 99)	79	90	132	222	204	2.81	2.58
7	Dwight Longboat (G) (97, 98, 99, 00, 01, 02)	76	2	14	16	2	0.21	0.03
8	Stu Hill (04, 05, 06, 07, 08)	75	100	107	207	80	2.76	1.07
9	Mike Montour (01, 02, 03, 04)	75	80	85	165	59	2.20	0.79
10	Hawenaedas Thomas (05, 06, 07, 08)	75	26	35	61	81	0.81	1.08
11	Ely Longboat (04, 05, 06, 07)	74	62	95	157	55	2.12	0.74
12	Jim Henhawk (98, 99, 00, 01, 03)	73	41	74	115	173	1.58	2.37
13	Dean Hill (01, 02, 03, 04)	71	131	109	240	55	3.38	0.77
14	Matt Powless (97, 98, 99, 00, 01)	71	49	77	126	301	1.77	4.24
15	Dwayne Porter (96, 97, 98, 99, 00)	70	93	80	173	133	2.47	1.90
16	Chandon Hill (99, 00, 01, 02, 03)	70	39	56	95	171	1.36	2.44
17	Mike Skye (98, 99, 00, 01, 02)	69	37	49	86	94	1.25	1.36
18	Jesse Johnson (08, 09, 10, 11)	63	37	76	113	55	1.79	0.87
19	Jarred Cayuga (01, 02, 03, 04)	63	41	35	76	119	1.21	1.89
20	Wayne VanEvery (05, 06, 07, 09, 10)	62	108	93	201	105	3.24	1.69
21	Randy Johnson (G) (05, 06, 07, 08)	61	2	36	38	10	0.62	0.16
22	Steve Bomberry (98, 99, 00, 01, 02)	59	49	70	119	57	2.02	0.97
23	Marty Hill (05, 06, 07, 08, 09)	56	59	77	136	93	2.43	1.66
24	Torrey VanEvery (07, 08, 09, 10)	56	53	81	134	38	2.39	0.68
25	Josh Powless (99, 00, 01)	56	14	32	46	32	0.82	0.57
26	Clark Robinson (07, 08, 09)	56	12	18	30	29	0.54	0.52
27	Huey Johnson (02, 03, 04)	55	63	100	163	10	2.96	0.18
28	Russell Longboat (06, 07, 08, 09, 10)	55	6	22	28	37	0.51	0.67
29	Vaughn Harris (09, 10, 11)	54	100	83	183	52	3.39	0.96
30	Keegan Hill (02, 03, 04, 05, 06)	53	50	104	154	75	2.91	1.42
31	Cody Johnson (05, 06, 07, 08)	52	51	74	125	23	2.40	0.44
32	Jake Henhawk (01, 02, 03, 04, 05)	50	17	36	53	42	1.06	0.84
33	Ben Powless (00, 01, 03)	49	42	104	146	66	2.98	1.35
34	Clayton Staats (01, 02, 03, 04, 05, 06)	49	59	84	143	125	2.92	2.55
35	Matt Martin (02, 04, 05)	48	3	17	20	95	0.42	1.98
36	James Hill (99, 00, 01, 02)	47	7	19	26	65	0.55	1.38
37	Kyle Point (04, 05, 06)	46	10	25	35	33	0.76	0.72
38	Danny Vyse (09, 10, 11)	46	10	20	30	151	0.65	3.28
39	Cody VanEvery (G) (07, 08, 09)	46	0	6	6	0	0.13	0.00
40	Scott Courtney (04, 05, 06)	45	18	21	39	93	0.87	2.07
41	Jake Henhawk (G) (96, 97, 98)	44	0	41	41	12	0.93	0.27
42	Joe Johnson (G) (03, 04, 05, 06)	44	0	6	6	6	0.14	0.14
43	Blake Sault (04, 05, 06, 07)	43	48	63	111	38	2.58	0.88
44	Alex Kedoh Hill (07, 08, 09)	42	40	36	76	56	1.81	1.33
45	Carney Johnson (09, 10, 11)	42	19	50	69	190	1.64	4.52
46	Darren Jaekle (02, 03, 04)	42	16	29	45	172	1.07	4.10
47	Brent Longboat (06, 07, 08)	41	15	24	39	48	0.95	1.17
48	James Mt. Pleasant (08, 09, 10)	41	11	12	23	56	0.56	1.37
49	Jacob Bomberry (09, 10, 11)	40	62	99	161	30	4.03	0.75
50	Dus Nanticoke (98, 00, 01)	40	59	54	113	114	2.83	2.85
51	Vincent Longboat (96, 97)	40	41	54	95	24	2.38	0.60
52	Matt Atkins (96, 97)	40	36	59	95	99	2.38	2.48
53	Chris Attwood (10, 11)	39	93	130	223	64	5.72	1.64
54	Mike Willis (G) (02, 03, 04)	39	0	18	18	2	0.46	0.05
55	Cody Jacobs (03, 04)	38	107	63	170	121	4.47	3.18
56	J. Quinn Powless (09, 10, 11)	37	33	67	100	47	2.70	1.27
57	Paul Hill (97, 98)	37	27	23	50	60	1.35	1.62
58	Dusty Thomas (00, 01, 02)	37	19	18	37	74	1.00	2.00
59	Zach Hill (06, 07, 08)	37	13	17	30	16	0.81	0.43
60	Don Alton (G) (09, 10, 11)	37	0	14	14	0	0.38	0.00
61	Lyal Anderson (96, 97, 98, 99)	36	25	48	73	126	2.03	3.50
62	Kevin Johnson (96, 98, 99)	36	24	14	38	57	1.06	1.58
63	Rodd Squire (08, 09, 10)	36	9	19	28	32	0.78	0.89
64	Alexander Martin (10, 11)	36	7	14	21	54	0.58	1.50
65	Rayce Vyce (00, 01)	35	23	49	72	92	2.06	2.63
66	Kalen Bennett (98, 99)	35	19	17	36	64	1.03	1.83
67	Jacob Crans (09, 10, 11)	35	6	15	21	62	0.60	1.77





Six Nations Jr B Rebels Lacrosse Association


All-Time Regular Season Records

Games Played (1996 to 2011)



68	Kraig Maracle (07, 08, 09)	34	37	38	75	16	2.21	0.47
69	Joe Squire (99, 00, 01)	34	24	30	54	51	1.59	1.50
70	Ryley Johnson (08, 09)	34	21	20	41	17	1.21	0.50
71	Brandon VanEvery (96, 97, 98, 00)	34	23	12	35	35	1.03	1.03
72	Warren Hill (G) (09, 10, 11)	34	0	14	14	0	0.41	0.00
73	Russ Davis (96, 97, 98)	33	32	29	61	104	1.85	3.15
74	Jake Hill (98, 99, 00, 01)	33	21	37	58	68	1.76	2.06
75	Peter Hill (07, 08, 09)	33	4	9	13	69	0.39	2.09
76	Lucas Bomberry (96, 97, 98)	33	8	3	11	51	0.33	1.55
77	Chancey Hill (04, 05, 07)	32	24	48	72	36	2.25	1.13
78	Kyle Jamieson (96, 97, 98, 99)	32	25	44	69	39	2.16	1.22
79	Matt Myke (02, 03, 06)	32	30	37	67	107	2.09	3.34
80	Cecil Hill (97, 98)	32	29	28	57	33	1.78	1.03
81	Jordan Johnson (07, 08)	32	14	30	44	16	1.38	0.50
82	Trevor Atkins (96, 97)	32	23	12	35	68	1.09	2.13
83	Matt Miller (98, 99, 00)	32	5	18	23	16	0.72	0.50
84	G. Dylan Johnson (09, 10, 11)	32	2	8	10	52	0.31	1.63
85	Travis Hill (98, 99)	31	11	34	45	101	1.45	3.26
86	Jim VanEvery (98, 99, 00)	31	2	2	4	129	0.13	4.16
87	Blue Hill (96, 97)	30	25	48	73	74	2.43	2.47
88	Darryl Hill (05, 06, 07, 08)	30	23	19	42	8	1.40	0.27
89	Johnson Jimerson (09, 10)	30	0	8	8	83	0.27	2.77
90	Trevor Henhawk (02, 03, 04)	29	3	7	10	35	0.34	1.21
91	Eli Hill (01, 02)	28	19	11	30	58	1.07	2.07
92	Brian VanEvery (02, 04)	28	5	4	9	46	0.32	1.64
93	Mike Cayuga (00, 01)	28	1	3	4	138	0.14	4.93
94	Brandon Montour (10, 11)	27	20	104	124	16	4.59	0.59
95	Vern Hill (96, 97)	27	65	45	110	74	4.07	2.74
96	Roger Vyse (97, 98)	27	44	38	82	12	3.04	0.44
97	Richard Skye (96, 97)	27	3	21	24	161	0.89	5.96
98	Kevin Hill (96, 97, 99)	27	0	10	10	0	0.37	0.00
99	Randy E. Johnson (08, 09)	26	7	24	31	13	1.19	0.50
100	Jesse Sault (07, 08, 09)	26	13	13	26	6	1.00	0.23
101	Cole Jamieson (02, 04)	26	4	11	15	13	0.58	0.50
102	Rhys Tansley (10, 11)	26	3	6	9	48	0.35	1.85
103	Tadd Williams (05, 07)	25	14	8	22	14	0.88	0.56
104	Jim Martin (96, 97, 98)	25	7	26	33	121	1.32	4.84
105	Chris Powless (96, 98, 99)	25	15	16	31	12	1.24	0.48
106	Brick Featherstone (05, 06)	25	3	6	9	22	0.36	0.88
107	Dustin VanEvery (05, 06, 07)	25	1	4	5	6	0.20	0.24
108	Klayton Maracle (G) (08, 09, 10)	25	0	4	4	0	0.16	0.00
109	Alex Crawford (04, 05, 06, 07)	25	2	1	3	90	0.12	3.60
110	Tony Doxtator (10, 11)	24	20	35	55	2	2.29	0.08
111	Willie Henhawk (01, 02)	24	15	19	34	27	1.42	1.13
112	Andy Jamieson (05, 07, 08, 09)	23	19	28	47	77	2.04	3.35
113	Trevor Longboat (96, 97, 98)	23	9	12	21	42	0.91	1.83
114	Brandon Maracle (05, 06)	23	1	8	9	8	0.39	0.35
115	Craig Point (02, 03)	22	20	26	46	23	2.09	1.05
116	Josh Jamieson (00, 02, 03)	22	4	13	17	52	0.77	2.36
117	Stuart Martin (10, 11)	21	9	19	28	61	1.33	2.90
118	Tim Longboat (96, 97, 99, 00)	21	8	9	17	16	0.81	0.76
119	Stew Monture (99, 00)	20	27	28	55	61	2.75	3.05
120	Bill Staats (01)	20	9	15	24	14	1.20	0.70
121	Kyle Martin (05, 06)	20	8	13	21	2	1.05	0.10
122	Dan Elliot (00, 01)	20	10	9	19	74	0.95	3.70
123	Carlin Seneca (01, 02, 03)	20	7	12	19	14	0.95	0.70
124	Chancy Johnson (06, 07, 08)	20	6	8	14	93	0.70	4.65
125	Jerry Parker (05, 06, 07)	20	1	4	5	110	0.25	5.50
126	Cody Jamieson (03)	19	21	18	39	32	2.05	1.68
127	Tom Montour (00, 01)	19	12	13	25	12	1.32	0.63
128	Ruston Johnson (96)	19	11	13	24	39	1.26	2.05
129	Kyle Isaacs (09)	19	11	10	21	12	1.11	0.63
130	Cam Sault (07)	19	9	12	21	2	1.11	0.11
131	Mike Miller (08)	19	9	9	18	17	0.95	0.89
132	Brad Martin (98, 00, 01)	19	1	5	6	18	0.32	0.95
133	Lucas Smith (10, 11)	19	1	5	6	44	0.32	2.32
134	John Miller (96, 97)	19	3	2	5	4	0.26	0.21
135	Clayton Sandy (G) (01, 02)	19	0	5	5	2	0.26	0.11
136	Jason Henhawk (96)	18	64	35	99	60	5.50	3.33





Six Nations Jr B Rebels Lacrosse Association


All-Time Regular Season Records

Games Played (1996 to 2011)



137	Rushton Skye (96, 97)	18	7	7	14	29	0.78	1.61
138	Murray Porter (03)	18	4	10	14	155	0.78	8.61
139	Roland Hill (G) (05)	18	0	9	9	8	0.50	0.44
140	Sid Smith (02, 03)	17	5	11	16	24	0.94	1.41
141	Dustin Deleary (06)	17	11	3	14	45	0.82	2.65
142	Holdon Vyse (04)	17	5	9	14	8	0.82	0.47
143	Spencer Hill (11)	17	2	9	11	14	0.65	0.82
144	Jesse Staats (09)	17	2	8	10	10	0.59	0.59
145	Tyler Skye (02, 05)	17	0	6	6	12	0.35	0.71
146	Dallas John (11)	16	19	25	44	0	2.75	0.00
147	Tyler Nanticoke (98, 99)	16	14	16	30	33	1.88	2.06
148	Kenny Aaron (09)	16	9	8	17	31	1.06	1.94
149	Chris Courtney (04)	16	6	5	11	26	0.69	1.63
150	Jake Williams (00, 01)	16	4	6	10	8	0.63	0.50
151	Jesse Jimerson (11)	16	0	3	3	12	0.19	0.75
152	Art Powless (97)	15	28	35	63	39	4.20	2.60
153	Kirk Montour (96)	15	25	23	48	10	3.20	0.67
154	Aroniakeha Elijah (06, 07)	15	5	5	10	12	0.67	0.80
155	Rob Henhawk (97)	15	5	4	9	18	0.60	1.20
156	Phil Skye (G) (96)	15	0	9	9	0	0.60	0.00
157	Marcus Elvin (11)	15	2	5	7	33	0.47	2.20
158	Quintan Martin (G) (11)	15	0	4	4	0	0.27	0.00
159	Chuck Doxtader (97, 99, 00)	14	18	11	29	4	2.07	0.29
160	Johnny Powless (09)	14	3	8	11	2	0.79	0.14
161	Jake Henhawk (04)	14	0	1	1	0	0.07	0.00
162	Wayne Jamieson (05)	14	0	1	1	6	0.07	0.43
163	Ian Martin (09, 11)	13	16	14	30	0	2.31	0.00
164	Tanner Powless (04, 05, 06)	13	3	5	8	81	0.62	6.23
165	Elijah Johns (08, 09)	13	2	4	6	20	0.46	1.54
166	Neil MacDonald (00)	13	0	1	1	0	0.08	0.00
167	Jonathan Cox (06, 07)	13	0	1	1	4	0.08	0.31
168	Dayne Boatswain (05)	12	3	13	16	20	1.33	1.67
169	Steve Martin (97)	12	13	13	26	20	2.17	1.67
170	Brodie Tansley (11)	12	5	11	16	7	1.33	0.58
171	Todd Longboat (97, 99)	12	3	9	12	0	1.00	0.00
172	Greg Longboat (11)	12	2	9	11	4	0.92	0.33
173	Barna Robinson (07)	12	2	2	4	8	0.33	0.67
174	Everett Jacobs (96, 97)	12	1	3	4	34	0.33	2.83
175	Trevor Johnson (02)	12	1	0	1	16	0.08	1.33
176	Taseh Nanticoke (G) (98)	12	0	1	1	6	0.08	0.50
177	Joe Hoodias Maracle (11)	11	14	17	31	4	2.82	0.36
178	Tyler Leblanc (11)	11	16	14	30	2	2.73	0.18
179	Kent Squire-Hill (03, 04)	11	14	13	27	6	2.45	0.55
180	Korey Davis (06, 10)	11	5	4	9	92	0.82	8.36
181	Delby Powless (96)	10	16	17	33	31	3.30	3.10
182	Jeff VanEvery (01)	10	0	2	2	2	0.20	0.20
183	Carl Hill (97)	9	17	20	37	61	4.11	6.78
184	Kevin Bomberry (05, 06)	9	1	4	5	0	0.56	0.00
185	Carlton Martin (06)	9	1	4	5	6	0.56	0.67
186	Ron Johnson (07)	9	1	2	3	7	0.33	0.78
187	Chuck Monture (96)	9	0	1	1	29	0.11	3.22
188	Randy Martin (09, 11)	8	8	10	18	10	2.25	1.25
189	Cal Smith (96)	8	5	10	15	49	1.88	6.13
190	Shawn General (97)	8	4	1	5	4	0.63	0.50
191	Levi Thomas (04)	8	1	4	5	4	0.63	0.50
192	Andy Miller (96)	8	0	5	5	17	0.63	2.13
193	Troy Martin (01)	8	2	2	4	35	0.50	4.38
194	Shawn Bomberry (96)	8	1	3	4	10	0.50	1.25
195	Roger Martin (97)	8	2	1	3	27	0.38	3.38
196	Ross Bucktooth (04)	8	0	0	0	2	0.00	0.25
197	Seth Hill (99)	7	3	7	10	14	1.43	2.00
198	John Blas (04, 05)	7	2	5	7	0	1.00	0.00
199	Josh Williams (02)	7	0	1	1	0	0.14	0.00
200	Lee Nanticoke (04)	6	0	8	8	0	1.33	0.00
201	Kraig General (02)	6	2	4	6	40	1.00	6.67
202	James Longboat (96)	6	0	2	2	10	0.33	1.67
203	Kevin Bucktooth (04, 05)	6	0	2	2	12	0.33	2.00
204	Kessler Jacobs (98)	5	3	4	7	0	1.40	0.00
205	Ryan Burnham (08)	5	3	0	3	6	0.60	1.20





Six Nations Jr B Rebels Lacrosse Association

All-Time Regular Season Records

Games Played (1996 to 2011)



206	Jonathon McNeil (96)	5	0	2	2	0	0.40	0.00
207	Matt Montour (98)	5	0	0	0	6	0.00	1.20
208	Tom Powless (00, 01)	5	0	0	0	0	0.00	0.00
209	Tsadehe Thomas (05)	4	8	3	11	2	2.75	0.50
210	Chris Levis (G) (96)	4	0	6	6	0	1.50	0.00
211	Ashley Hill (96)	4	2	2	4	8	1.00	2.00
212	Wayne General (02)	4	0	4	4	10	1.00	2.50
213	Pete Bomberly (01)	4	2	0	2	0	0.50	0.00
214	Dustin Ellis (06)	4	0	2	2	0	0.50	0.00
215	Luc Chatelain (11)	4	0	1	1	2	0.25	0.50
216	Steve General (96)	4	0	0	0	0	0.00	0.00
217	Kenny Elliott (11)	4	0	0	0	0	0.00	0.00
218	Josh Johnson (10)	3	1	5	6	0	2.00	0.00
219	Jordan Cayuga (03, 04)	3	2	2	4	2	1.33	0.67
220	Tony Leroy (02)	3	1	1	2	27	0.67	9.00
221	Ken Montour (G) (96)	3	0	2	2	0	0.67	0.00
222	Mike Wilson (96)	3	0	0	0	0	0.00	0.00
223	Andrew Fry (05)	3	0	0	0	2	0.00	0.67
224	Gregg Hill (99)	2	3	3	6	0	3.00	0.00
225	Gilbert Williams (99)	2	1	2	3	0	1.50	0.00
226	Shawn Martin (01)	2	1	2	3	0	1.50	0.00
227	Chase Martin (G) (11)	2	0	2	2	0	1.00	0.00
228	Ryan Lewis (03)	2	1	0	1	0	0.50	0.00
229	Mike Longboat (96)	2	0	1	1	0	0.50	0.00
230	Craig Monture (G) (03, 05)	2	0	1	1	0	0.50	0.00
231	Weheh Myers (03)	2	0	1	1	4	0.50	2.00
232	Sandy Clayton (96)	2	0	0	0	0	0.00	0.00
233	Brad Mt.Pleasant (97)	2	0	0	0	4	0.00	2.00
234	Rick Anderson (00)	2	0	0	0	0	0.00	0.00
235	Tyler Hill (06)	2	0	0	0	0	0.00	0.00
236	Cody Powless (05)	2	0	0	0	2	0.00	1.00
237	Brennor Jacobs (G) (11)	2	0	0	0	0	0.00	0.00
238	Bo Sault (97)	1	5	1	6	4	6.00	4.00
239	Don Whitlow (96)	1	2	2	4	6	4.00	6.00
240	Landon Miller (96)	1	1	3	4	2	4.00	2.00
241	Jason Hill (99)	1	2	1	3	2	3.00	2.00
242	Kim Squire (96)	1	2	0	2	12	2.00	12.00
243	Chadd Murphy (09)	1	1	1	2	0	2.00	0.00
244	Adam Hill (96)	1	1	0	1	2	1.00	2.00
245	John Burnham (02)	1	1	0	1	2	1.00	2.00
246	Nick Skye (96)	1	0	2	2	0	2.00	0.00
247	Ed Thomas (01)	1	0	2	2	0	2.00	0.00
248	Dan Hatte (05)	1	0	2	2	0	2.00	0.00
249	Ian Vyse (96)	1	0	1	1	0	1.00	0.00
250	Oliver Miller (99)	1	0	1	1	0	1.00	0.00
251	Ryan Hill (02)	1	0	1	1	0	1.00	0.00
252	Ross Martin (04)	1	0	1	1	4	1.00	4.00
253	James Garlow (11)	1	0	1	1	0	1.00	0.00
254	Jim Henhawk (96)	1	0	0	0	0	0.00	0.00
255	Nick Davis (96)	1	0	0	0	0	0.00	0.00
256	Jeremy Longboat (96)	1	0	0	0	8	0.00	8.00
257	Bill Montour (96)	1	0	0	0	2	0.00	2.00
258	Raymond Smith (96)	1	0	0	0	0	0.00	0.00
259	Chad Styres (96)	1	0	0	0	20	0.00	20.00
260	Nick Longboat (97)	1	0	0	0	0	0.00	0.00
261	Ryan Longboat (97)	1	0	0	0	0	0.00	0.00
262	Woody Seneca (02)	1	0	0	0	0	0.00	0.00
263	Ryan Green (05)	1	0	0	0	0	0.00	0.00
264	Chris Martin (05)	1	0	0	0	0	0.00	0.00
265	Tanner Whitlow (05)	1	0	0	0	0	0.00	0.00
266	Wayne Hill (09)	1	0	0	0	0	0.00	0.00
267	Wenster Green (10)	1	0	0	0	0	0.00	0.00
268	Grant Catalino (09)	0	0	0	0	0	0.00	0.00
Bench Penalties (96 - 11)						0		209
Six Nations Rebels Franchise Totals		331	3818	5408	9226	9436		
Per Game Averages			11.53	16.34	27.87	28.51		

