

Six Nations Jr B Rebels Lacrosse Association


All-Time Regular Season

Goals Scored (1996 to 2011)



	(268 Players) * Bolded 32 NLL Players	GP	G	A	Pts	PIM	GF/G	Pts/G
1	Dean Hill (01, 02, 03, 04)	71	131	109	240	55	1.85	3.38
2	Wayne VanEvery (05, 06, 07, 09, 10)	62	108	93	201	105	1.74	3.24
3	Cody Jacobs (03, 04)	38	107	63	170	121	2.82	4.47
4	Vaughn Harris (09, 10, 11)	54	100	83	183	52	1.85	3.39
5	Stu Hill (04, 05, 06, 07, 08)	75	100	107	207	80	1.33	2.76
6	Chris Attwood (10, 11)	39	93	130	223	64	2.38	5.72
7	Dwayne Porter (96, 97, 98, 99, 00)	70	93	80	173	133	1.33	2.47
8	Darcy Powless (96, 97, 98, 99)	79	90	132	222	204	1.14	2.81
9	Mike Montour (01, 02, 03, 04)	75	80	85	165	59	1.07	2.20
10	Jeremy Johns (05, 06, 07, 08, 09, 10)	82	76	99	175	25	0.93	2.13
11	Vern Hill (96, 97)	27	65	45	110	74	2.41	4.07
12	Jason Henhawk (96)	18	64	35	99	60	3.56	5.50
13	Huey Johnson (02, 03, 04)	55	63	100	163	10	1.15	2.96
14	Jacob Bomberry (09, 10, 11)	40	62	99	161	30	1.55	4.03
15	Ely Longboat (04, 05, 06, 07)	74	62	95	157	55	0.84	2.12
16	Dus Nanticoke (98, 00, 01)	40	59	54	113	114	1.48	2.83
17	Clayton Staats (01, 02, 03, 04, 05, 06)	49	59	84	143	125	1.20	2.92
18	Marty Hill (05, 06, 07, 08, 09)	56	59	77	136	93	1.05	2.43
19	Dion Jonathan (99, 00, 01, 02, 03)	92	57	76	133	115	0.62	1.45
20	Torrey VanEvery (07, 08, 09, 10)	56	53	81	134	38	0.95	2.39
21	Cody Johnson (05, 06, 07, 08)	52	51	74	125	23	0.98	2.40
22	James Johnson (96, 97, 98, 99, 00, 01)	103	51	116	167	97	0.50	1.62
23	Keegan Hill (02, 03, 04, 05, 06)	53	50	104	154	75	0.94	2.91
24	Steve Bomberry (98, 99, 00, 01, 02)	59	49	70	119	57	0.83	2.02
25	Matt Powless (97, 98, 99, 00, 01)	71	49	77	126	301	0.69	1.77
26	Blake Sault (04, 05, 06, 07)	43	48	63	111	38	1.12	2.58
27	Roger Vyse (97, 98)	27	44	38	82	12	1.63	3.04
28	Ben Powless (00, 01, 03)	49	42	104	146	66	0.86	2.98
29	Vincent Longboat (96, 97)	40	41	54	95	24	1.03	2.38
30	Jarred Cayuga (01, 02, 03, 04)	63	41	35	76	119	0.65	1.21
31	Jim Henhawk (98, 99, 00, 01, 03)	73	41	74	115	173	0.56	1.58
32	Alex Kedoh Hill (07, 08, 09)	42	40	36	76	56	0.95	1.81
33	Chandon Hill (99, 00, 01, 02, 03)	70	39	56	95	171	0.56	1.36
34	Kraig Maracle (07, 08, 09)	34	37	38	75	16	1.09	2.21
35	Jesse Johnson (08, 09, 10, 11)	63	37	76	113	55	0.59	1.79
36	Mike Skye (98, 99, 00, 01, 02)	69	37	49	86	94	0.54	1.25
37	Matt Atkins (96, 97)	40	36	59	95	99	0.90	2.38
38	J. Quinn Powless (09, 10, 11)	37	33	67	100	47	0.89	2.70
39	Russ Davis (96, 97, 98)	33	32	29	61	104	0.97	1.85
40	Matt Myke (02, 03, 06)	32	30	37	67	107	0.94	2.09
41	Cecil Hill (97, 98)	32	29	28	57	33	0.91	1.78
42	Art Powless (97)	15	28	35	63	39	1.87	4.20
43	Stew Monture (99, 00)	20	27	28	55	61	1.35	2.75
44	Paul Hill (97, 98)	37	27	23	50	60	0.73	1.35
45	Hawenaedas Thomas (05, 06, 07, 08)	75	26	35	61	81	0.35	0.81
46	Kirk Montour (96)	15	25	23	48	10	1.67	3.20
47	Blue Hill (96, 97)	30	25	48	73	74	0.83	2.43
48	Kyle Jamieson (96, 97, 98, 99)	32	25	44	69	39	0.78	2.16
49	Lyal Anderson (96, 97, 98, 99)	36	25	48	73	126	0.69	2.03
50	Chancey Hill (04, 05, 07)	32	24	48	72	36	0.75	2.25
51	Joe Squire (99, 00, 01)	34	24	30	54	51	0.71	1.59
52	Kevin Johnson (96, 98, 99)	36	24	14	38	57	0.67	1.06
53	Darryl Hill (05, 06, 07, 08)	30	23	19	42	8	0.77	1.40
54	Trevor Atkins (96, 97)	32	23	12	35	68	0.72	1.09
55	Brandon VanEvery (96, 97, 98, 00)	34	23	12	35	35	0.68	1.03
56	Rayce Vyce (00, 01)	35	23	49	72	92	0.66	2.06
57	Cody Jamieson (03)	19	21	18	39	32	1.11	2.05
58	Ryley Johnson (08, 09)	34	21	20	41	17	0.62	1.21
59	Jake Hill (98, 99, 00, 01)	33	21	37	58	68	0.64	1.76
60	Craig Point (02, 03)	22	20	26	46	23	0.91	2.09
61	Brandon Montour (10, 11)	27	20	104	124	16	0.74	4.59
62	Tony Doxtator (10, 11)	24	20	35	55	2	0.83	2.29






Six Nations Jr B Rebels Lacrosse Association

All-Time Regular Season Goals Scored (1996 to 2011)



63	Dallas John (11)	16	19	25	44	0	1.19	2.75
64	Andy Jamieson (05, 07, 08, 09)	23	19	28	47	77	0.83	2.04
65	Eli Hill (01, 02)	28	19	11	30	58	0.68	1.07
66	Kalen Bennett (98, 99)	35	19	17	36	64	0.54	1.03
67	Dusty Thomas (00, 01, 02)	37	19	18	37	74	0.51	1.00
68	Carney Johnson (09, 10, 11)	42	19	50	69	190	0.45	1.64
69	Chuck Doxtader (97, 99, 00)	14	18	11	29	4	1.29	2.07
70	Scott Courtney (04, 05, 06)	45	18	21	39	93	0.40	0.87
71	Carl Hill (97)	9	17	20	37	61	1.89	4.11
72	Jake Henhawk (01, 02, 03, 04, 05)	50	17	36	53	42	0.34	1.06
73	Delby Powless (96)	10	16	17	33	31	1.60	3.30
74	Tyler Leblanc (11)	11	16	14	30	2	1.45	2.73
75	Ian Martin (09, 11)	13	16	14	30	0	1.23	2.31
76	Darren Jaeckle (02, 03, 04)	42	16	29	45	172	0.38	1.07
77	Willie Henhawk (01, 02)	24	15	19	34	27	0.63	1.42
78	Chris Powless (96, 98, 99)	25	15	16	31	12	0.60	1.24
79	Brent Longboat (06, 07, 08)	41	15	24	39	48	0.37	0.95
80	Joe Haodias Maracle (11)	11	14	17	31	4	1.27	2.82
81	Kent Squire-Hill (03, 04)	11	14	13	27	6	1.27	2.45
82	Tyler Nanticoke (98, 99)	16	14	16	30	33	0.88	1.88
83	Tadd Williams (05, 07)	25	14	8	22	14	0.56	0.88
84	Jordan Johnson (07, 08)	32	14	30	44	16	0.44	1.38
85	Josh Powless (99, 00, 01)	56	14	32	46	32	0.25	0.82
86	Steve Martin (97)	12	13	13	26	20	1.08	2.17
87	Jesse Sault (07, 08, 09)	26	13	13	26	6	0.50	1.00
88	Zach Hill (06, 07, 08)	37	13	17	30	16	0.35	0.81
89	Tom Montour (00, 01)	19	12	13	25	12	0.63	1.32
90	Clark Robinson (07, 08, 09)	56	12	18	30	29	0.21	0.54
91	Dustin Deleary (06)	17	11	3	14	45	0.65	0.82
92	Ruston Johnston (96)	19	11	13	24	39	0.58	1.26
93	Kyle Isaacs (09)	19	11	10	21	12	0.58	1.11
94	Travis Hill (98, 99)	31	11	34	45	101	0.35	1.45
95	James Mt. Pleasant (08, 09, 10)	41	11	12	23	56	0.27	0.56
96	Jason Johns (05, 06, 07, 08, 09, 10)	89	11	41	52	113	0.12	0.58
97	Dan Elliot (00, 01)	20	10	9	19	74	0.50	0.95
98	Kyle Point (04, 05, 06)	46	10	25	35	33	0.22	0.76
99	Danny Vyse (09, 10, 11)	46	10	20	30	151	0.22	0.65
100	Kenny Aaron (09)	16	9	8	17	31	0.56	1.06
101	Cam Sault (07)	19	9	12	21	2	0.47	1.11
102	Mike Miller (08)	19	9	9	18	17	0.47	0.95
103	Bill Staats (01)	20	9	15	24	14	0.45	1.20
104	Stuart Martin (10, 11)	21	9	19	28	61	0.43	1.33
105	Trevor Longboat (96, 97, 98)	23	9	12	21	42	0.39	0.91
106	Rodd Squire (08, 09, 10)	36	9	19	28	32	0.25	0.78
107	Tsadehe Thomas (05)	4	8	3	11	2	2.00	2.75
108	Randy Martin (09, 11)	8	8	10	18	10	1.00	2.25
109	Kyle Martin (05, 06)	20	8	13	21	2	0.40	1.05
110	Tim Longboat (96, 97, 99, 00)	21	8	9	17	16	0.38	0.81
111	Lucas Bomberry (96, 97, 98)	33	8	3	11	51	0.24	0.33
112	Rushton Skye (96, 97)	18	7	7	14	29	0.39	0.78
113	Carlin Seneca (01, 02, 03)	20	7	12	19	14	0.35	0.95
114	Jim Martin (96, 97, 98)	25	7	26	33	121	0.28	1.32
115	Randy E. Johnson (08, 09)	26	7	24	31	13	0.27	1.19
116	Alexander Martin (10, 11)	36	7	14	21	54	0.19	0.58
117	James Hill (99, 00, 01, 02)	47	7	19	26	65	0.15	0.55
118	Chris Courtney (04)	16	6	5	11	26	0.38	0.69
119	Chancy Johnson (06, 07, 08)	20	6	8	14	93	0.30	0.70
120	Jacob Crans (09, 10, 11)	35	6	15	21	62	0.17	0.60
121	Russell Longboat (06, 07, 08, 09, 10)	55	6	22	28	37	0.11	0.51
122	Bo Sault (97)	1	5	1	6	4	5.00	6.00
123	Cal Smith (96)	8	5	10	15	49	0.63	1.88
124	Korey Davis (06, 10)	11	5	4	9	92	0.45	0.82
125	Brodie Tansley (11)	12	5	11	16	7	0.42	1.33





Six Nations Jr B Rebels Lacrosse Association

All-Time Regular Season Goals Scored (1996 to 2011)



126	Aroniakeha Elijah (06, 07)	15	5	5	10	12	0.33	0.67
127	Rob Henhawk (97)	15	5	4	9	18	0.33	0.60
128	Sid Smith (02, 03)	17	5	11	16	24	0.29	0.94
129	Holdon Vyse (04)	17	5	9	14	8	0.29	0.82
130	Brian VanEvery (02, 04)	28	5	4	9	46	0.18	0.32
131	Matt Miller (98, 99, 00)	32	5	18	23	16	0.16	0.72
132	Shawn General (97)	8	4	1	5	4	0.50	0.63
133	Jake Williams (00, 01)	16	4	6	10	8	0.25	0.63
134	Murray Porter (03)	18	4	10	14	155	0.22	0.78
135	Josh Jamieson (00, 02, 03)	22	4	13	17	52	0.18	0.77
136	Cole Jamieson (02, 04)	26	4	11	15	13	0.15	0.58
137	Peter Hill (07, 08, 09)	33	4	9	13	69	0.12	0.39
138	Gregg Hill (99)	2	3	3	6	0	1.50	3.00
139	Kessler Jacobs (98)	5	3	4	7	0	0.60	1.40
140	Ryan Burnham (08)	5	3	0	3	6	0.60	0.60
141	Seth Hill (99)	7	3	7	10	14	0.43	1.43
142	Dayne Boatswain (05)	12	3	13	16	20	0.25	1.33
143	Todd Longboat (97, 99)	12	3	9	12	0	0.25	1.00
144	Tanner Powless (04, 05, 06)	13	3	5	8	81	0.23	0.62
145	Johnny Powless (09)	14	3	8	11	2	0.21	0.79
146	John Miller (96, 97)	19	3	2	5	4	0.16	0.26
147	Brick Featherstone (05, 06)	25	3	6	9	22	0.12	0.36
148	Rhys Tansley (10, 11)	26	3	6	9	48	0.12	0.35
149	Richard Skye (96, 97)	27	3	21	24	161	0.11	0.89
150	Trevor Henhawk (02, 03, 04)	29	3	7	10	35	0.10	0.34
151	Matt Martin (02, 04, 05)	48	3	17	20	95	0.06	0.42
152	Don Whitlow (96)	1	2	2	4	6	2.00	4.00
153	Jason Hill (99)	1	2	1	3	2	2.00	3.00
154	Kim Squire (96)	1	2	0	2	12	2.00	2.00
155	Jordan Cayuga (03, 04)	3	2	2	4	2	0.67	1.33
156	Ashley Hill (96)	4	2	2	4	8	0.50	1.00
157	Pete Bomberry (01)	4	2	0	2	0	0.50	0.50
158	Kraiger General (02)	6	2	4	6	40	0.33	1.00
159	John Blas (04, 05)	7	2	5	7	0	0.29	1.00
160	Troy Martin (01)	8	2	2	4	35	0.25	0.50
161	Roger Martin (97)	8	2	1	3	27	0.25	0.38
162	Greg Longboat (11)	12	2	9	11	4	0.17	0.92
163	Barna Robinson (07)	12	2	2	4	8	0.17	0.33
164	Elijah Johns (08, 09)	13	2	4	6	20	0.15	0.46
165	Marcus Elvin (11)	15	2	5	7	33	0.13	0.47
166	Spencer Hill (11)	17	2	9	11	14	0.12	0.65
167	Jesse Staats (09)	17	2	8	10	10	0.12	0.59
168	Alex Crawford (04, 05, 06, 07)	25	2	1	3	90	0.08	0.12
169	G. Dylan Johnson (09, 10, 11)	32	2	8	10	52	0.06	0.31
170	Jim VanEvery (98, 99, 00)	31	2	2	4	129	0.06	0.13
171	Randy Johnson (G) (05, 06, 07, 08)	61	2	36	38	10	0.03	0.62
172	Dwight Longboat (G) (97, 98, 99, 00, 01, 02)	76	2	14	16	2	0.03	0.21
173	Landon Miller (96)	1	1	3	4	2	1.00	4.00
174	Chadd Murphy (09)	1	1	1	2	0	1.00	2.00
175	Adam Hill (96)	1	1	0	1	2	1.00	1.00
176	John Burnham (02)	1	1	0	1	2	1.00	1.00
177	Gilbert Williams (99)	2	1	2	3	0	0.50	1.50
178	Shawn Martin (01)	2	1	2	3	0	0.50	1.50
179	Ryan Lewis (03)	2	1	0	1	0	0.50	0.50
180	Josh Johnson (10)	3	1	5	6	0	0.33	2.00
181	Tony Leroy (02)	3	1	1	2	27	0.33	0.67
182	Levi Thomas (04)	8	1	4	5	4	0.13	0.63
183	Shawn Bomberry (96)	8	1	3	4	10	0.13	0.50
184	Kevin Bomberry (05, 06)	9	1	4	5	0	0.11	0.56
185	Carlton Martin (06)	9	1	4	5	6	0.11	0.56
186	Ron Johnson (07)	9	1	2	3	7	0.11	0.33
187	Everett Jacobs (96, 97)	12	1	3	4	34	0.08	0.33
188	Trevor Johnson (02)	12	1	0	1	16	0.08	0.08






Six Nations Jr B Rebels Lacrosse Association

All-Time Regular Season Goals Scored (1996 to 2011)



189	Brad Martin (98, 00, 01)	19	1	5	6	18	0.05	0.32
190	Lucas Smith (10, 11)	19	1	5	6	44	0.05	0.32
191	Jerry Parker (05, 06, 07)	20	1	4	5	110	0.05	0.25
192	Brandon Maracle (05, 06)	23	1	8	9	8	0.04	0.39
193	Dustin VanEvery (05, 06, 07)	25	1	4	5	6	0.04	0.20
194	Mike Cayuga (00, 01)	28	1	3	4	138	0.04	0.14
195	Nick Skye (96)	1	0	2	2	0	0.00	2.00
196	Ed Thomas (01)	1	0	2	2	0	0.00	2.00
197	Dan Hatte (05)	1	0	2	2	0	0.00	2.00
198	Ian Vyse (96)	1	0	1	1	0	0.00	1.00
199	Oliver Miller (99)	1	0	1	1	0	0.00	1.00
200	Ryan Hill (02)	1	0	1	1	0	0.00	1.00
201	Ross Martin (04)	1	0	1	1	4	0.00	1.00
202	James Garlow (11)	1	0	1	1	0	0.00	1.00
203	Jim Henhawk (96)	1	0	0	0	0	0.00	0.00
204	Nick Davis (96)	1	0	0	0	0	0.00	0.00
205	Jeremy Longboat (96)	1	0	0	0	8	0.00	0.00
206	Bill Montour (96)	1	0	0	0	2	0.00	0.00
207	Raymond Smith (96)	1	0	0	0	0	0.00	0.00
208	Chad Styres (96)	1	0	0	0	20	0.00	0.00
209	Nick Longboat (97)	1	0	0	0	0	0.00	0.00
210	Ryan Longboat (97)	1	0	0	0	0	0.00	0.00
211	Woody Seneca (02)	1	0	0	0	0	0.00	0.00
212	Ryan Green (05)	1	0	0	0	0	0.00	0.00
213	Chris Martin (05)	1	0	0	0	0	0.00	0.00
214	Tanner Whitlow (05)	1	0	0	0	0	0.00	0.00
215	Wayne Hill (09)	1	0	0	0	0	0.00	0.00
216	Wenster Green (10)	1	0	0	0	0	0.00	0.00
217	Chase Martin (G) (11)	2	0	2	2	0	0.00	1.00
218	Mike Longboat (96)	2	0	1	1	0	0.00	0.50
219	Craig Monture (G) (03, 05)	2	0	1	1	0	0.00	0.50
220	Weheh Myers (03)	2	0	1	1	4	0.00	0.50
221	Sandy Clayton (96)	2	0	0	0	0	0.00	0.00
222	Brad Mt.Pleasant (97)	2	0	0	0	4	0.00	0.00
223	Rick Anderson (00)	2	0	0	0	0	0.00	0.00
224	Tyler Hill (06)	2	0	0	0	0	0.00	0.00
225	Cody Powless (05)	2	0	0	0	2	0.00	0.00
226	Brennor Jacobs (G) (11)	2	0	0	0	0	0.00	0.00
227	Ken Montour (G) (96)	3	0	2	2	0	0.00	0.67
228	Mike Wilson (96)	3	0	0	0	0	0.00	0.00
229	Andrew Fry (05)	3	0	0	0	2	0.00	0.00
230	Chris Levis (G) (96)	4	0	6	6	0	0.00	1.50
231	Wayne General (02)	4	0	4	4	10	0.00	1.00
232	Dustin Ellis (06)	4	0	2	2	0	0.00	0.50
233	Luc Chatelain (11)	4	0	1	1	2	0.00	0.25
234	Steve General (96)	4	0	0	0	0	0.00	0.00
235	Kenny Elliott (11)	4	0	0	0	0	0.00	0.00
236	Jonathon McNeil (96)	5	0	2	2	0	0.00	0.40
237	Matt Montour (98)	5	0	0	0	6	0.00	0.00
238	Tom Powless (00, 01)	5	0	0	0	0	0.00	0.00
239	Lee Nanticoke (04)	6	0	8	8	0	0.00	1.33
240	James Longboat (96)	6	0	2	2	10	0.00	0.33
241	Kevin Bucktooth (04, 05)	6	0	2	2	12	0.00	0.33
242	Josh Williams (02)	7	0	1	1	0	0.00	0.14
243	Andy Miller (96)	8	0	5	5	17	0.00	0.63
244	Ross Bucktooth (04)	8	0	0	0	2	0.00	0.00
245	Chuck Monture (96)	9	0	1	1	29	0.00	0.11
246	Jeff VanEvery (01)	10	0	2	2	2	0.00	0.20
247	Taseh Nanticoke (G) (98)	12	0	1	1	6	0.00	0.08
248	Neil MacDonald (00)	13	0	1	1	0	0.00	0.08
249	Jonathan Cox (06, 07)	13	0	1	1	4	0.00	0.08
250	Jake Henhawk (04)	14	0	1	1	0	0.00	0.07
251	Wayne Jamieson (05)	14	0	1	1	6	0.00	0.07





Six Nations Jr B Rebels Lacrosse Association

All-Time Regular Season

Goals Scored (1996 to 2011)



252	Phil Skye (G) (96)	15	0	9	9	0	0.00	0.60
253	Quintan Martin (G) (11)	15	0	4	4	0	0.00	0.27
254	Jesse Jimerson (11)	16	0	3	3	12	0.00	0.19
255	Tyler Skye (02, 05)	17	0	6	6	12	0.00	0.35
256	Roland Hill (G) (05)	18	0	9	9	8	0.00	0.50
257	Clayton Sandy (G) (01, 02)	19	0	5	5	2	0.00	0.26
258	Klayton Maracle (G) (08, 09, 10)	25	0	4	4	0	0.00	0.16
259	Kevin Hill (96, 97, 99)	27	0	10	10	0	0.00	0.37
260	Johnson Jimerson (09, 10)	30	0	8	8	83	0.00	0.27
261	Warren Hill (G) (09, 10, 11)	34	0	14	14	0	0.00	0.41
262	Don Alton (G) (09, 10, 11)	37	0	14	14	0	0.00	0.38
263	Mike Willis (G) (02, 03, 04)	39	0	18	18	2	0.00	0.46
264	Jake Henhawk (G) (96, 97, 98)	44	0	41	41	12	0.00	0.93
265	Joe Johnson (G) (03, 04, 05, 06)	44	0	6	6	6	0.00	0.14
266	Cody VanEvery (G) (07, 08, 09)	46	0	6	6	0	0.00	0.13
267	Ryan McNaughton (G) (99, 00, 01, 02, 03, 04)	83	0	47	47	0	0.00	0.57
268	Grant Catalino (09)	0	0	0	0	0	0.00	0.00
	Bench Penalties (96 - 11)	331			0	209		
	Six Nations Rebels Franchise Totals	331	3,818	5,408	9,226	9,436	11.53	27.87
	Per Game Averages		11.53	16.34	27.87	28.51		

